

2022

Round 7 : November 25 - 27

The Bend Motorsports Park



ASBK.COM.AU f t i y

ALPINESTARS SUPERBIKE CHAMPIONSHIP

Race 1

Date: 27/11/22
 Event: R10
 Weather: Partly cloudy - Temp: 19.3C
 Track: Dry - Temp: 30.9C

Started at: 11:22:55
 Laps: 10
 Starters: 27
 Posted at: 11:51

PROVISIONAL CLASSIFICATION

Pos	No	Name	Machine	Laps	Race Time	Behind Leader	Behind Prev	Fastest Lap	On Lap	Top Speed
1	17	Troy HERFOSS (QLD) / Penrite Honda Racing	Honda CBR RR	10	18:42.102			1:51.439	4	302
2	1	Wayne MAXWELL (VIC) / Boost Mobile with K-Tech	Ducati V4R	10	18:42.430	.328	.328	1:51.243	2	303
3	14	Glenn ALLERTON (NSW) / Spectro Racing Oils / .Film BMW	BMW M RR	10	18:42.618	.516	.188	1:51.532	8	311
4	21	Josh WATERS (VIC) / Boost Mobile Racing with K-Tech / AMA / Ipone / Pirelli / McMartin Racing	Ducati V4R	10	18:43.300	1.198	.682	1:51.482	2	309
5	61	Arthur SISSIS (SA) / Unitech Racing / Remo Contractors / SA Profiling / Aus Crush & Recycle / YRD	Yamaha YZF-R1	10	18:44.797	2.695	1.497	1:51.476	2	304
6	46	Mike JONES (QLD) / Yamaha Racing Team	Yamaha YZF-R1	10	18:47.368	5.266	2.571	1:51.809	2	303
7	13	Anthony WEST (QLD) / MotoGo Yamaha / Dunlop	Yamaha YZF-R1	10	18:52.196	10.094	4.828	1:52.057	7	298
8	65	Cru HALLIDAY (NSW) / Yamaha Racing Team	Yamaha YZF-R1	10	18:53.332	11.230	1.136	1:51.848	2	303
9	25	Daniel FALZON (SA) / William Adams CAT	Yamaha YZF-R1	10	18:53.680	11.578	.348	1:52.358	7	303
10	23	Marcel SHROETTER (GER) / Liqui Moly / Boost Mobile / Vietnam M-cycle Tours / Thriller Motorsport	Yamaha YZF-R1	10	18:58.472	16.370	4.792	1:52.517	2	299
11	66	Joel KELSO (NT) / Livson Racing / Fusport / Mythos / SignPro	BMW M RR	10	18:58.502	16.400	.030	1:52.641	6	307
12	3	Jed METCHER (VIC) / 727 Moto / YRD / Fusport	Yamaha YZF-R1	10	18:58.516	16.414	.014	1:52.934	4	298
13	4	Broc PEARSON (QLD) / DesmoSport Ducati	Ducati V4R	10	19:01.487	19.385	2.971	1:52.993	7	298
14	27	Max STAUFFER (NSW) / GTR Motostars / DoctorMak / RS&C / YRD / Yamaha Au / Racers Edge Fairings	Yamaha YZF-R1	10	19:01.858	19.756	.371	1:52.967	4	304
15	60	Ben BURKE (NSW) / Bc Performance Australian United Timbers	Kawasaki ZX10R	10	19:13.791	31.689	11.933	1:53.931	2	294
16	10	Travis WYMAN (USA) / Addicted to Track	Yamaha YZF-R1	10	19:24.449	42.347	10.658	1:55.379	8	291
17	86	Beau BEATON (NSW) / North Coast V-Twins / Beaton's HVAC & Refrigeration	Ducati V4R	10	19:28.381	46.279	3.932	1:55.701	7	292
18	62	Brendan McINTYRE (NSW) / Western Motorcycles Sydney / HDT Special Vehicles	Suzuki GSXR	10	19:40.104	58.002	11.723	1:56.832	8	287
19	51	Chandler COOPER (VIC) / Rock Solid Civil Michelin	Honda CBR RR	10	19:40.391	58.289	.287	1:56.808	4	297
20	12	Matt WALTERS (NSW) / Kawasaki Aust. / Kawasaki Connection / Australian M-c Marine Finance / Pirelli	Kawasaki ZX10R	10	19:45.783	1:03.681	5.392	1:55.409	2	295
21	33	Sloan FROST (NZ) / Spectro Racing Oils / .Film BMW	BMW M RR	10	19:51.983	1:09.881	6.200	1:57.699	2	292
22	78	Nathan SPITERI (VIC) / Livson Racing / Alpinestars / SignPro / ABC Transport / JDS Moto / Alpha Racing	BMW M RR	10	19:59.316	1:17.214	7.333	1:58.008	3	283
23	64	Michael KEMP (SA) / SA Pool and Spa Services	Yamaha YZF-R1	10	20:00.062	1:17.960	.746	1:58.026	10	290
DNF	72	Paris HARDWICK (NSW) / The Construction Team	Kawasaki ZX10R	6	12:18.389	3 Laps		1:57.973	2	287
DNF	67	Bryan STARING (WA) / DesmoSport Ducati	Ducati V4R	3	6:30.743	6 Laps		1:55.259	3	298
DNF	81	Senna AGIUS (NSW) / Penrite Honda Racing	Honda CBR RR	1	2:06.989	8 Laps				248
DNF	43	Jack MILLER (QLD) / Caterpillar Inc. / Boost Mobile / Vietnam Motorbike Tours / Ducati / Thriller Motorsport	Ducati V4R	1	2:20.395	8 Laps	13.406			241

Fastest Lap was 1:51.243 by Wayne MAXWELL (VIC)


Current race lap record for SBK class - 1:50.972 by Wayne MAXWELL on a Ducati V4R set on 05/12/21

*** FIRST RACE START RED FLAGGED AFTER CRASH AT TURN 1 OF LAP 2 INVOLVING No. 9 (B. McCONNELL) and No. 67 (B. STARING). FULL RACE RE-START BUT LENGTH REDUCED TO 10 LAPS ***

The results are provisional until the end of the time limit for protests and appeals.



Chief Timekeeper - Scott Lang



Race Director - Tom Williams


www.computime.com.au
 COMPUTIME RACE TIMING SYSTEMS PTY LTD



2022

Round 7 : November 25 - 27

The Bend Motorsports Park



ASBK.COM.AU f t i y

ALPINESTARS SUPERBIKE CHAMPIONSHIP

Race 1

Date: 27/11/22
 Event: R10
 Weather: Partly cloudy - Temp: 19.3C
 Track: Dry - Temp: 30.9C

Started at: 11:22:55
 Laps: 10
 Starters: 27
 Posted at: 11:51

PROVISIONAL LAP TIMES

No	Name	Lap 1	Lap 2	Lap 3	Lap 4	Lap 5	Lap 6	Lap 7	Lap 8	Lap 9	Lap 10
1	Wayne MAXWELL (VIC)	1:57.182	1:51.243	1:51.347	1:51.507	1:51.491	1:51.885	1:51.734	1:51.933	1:52.524	1:51.584
3	Jed METCHER (VIC)	1:57.688	1:53.091	1:53.260	1:52.934	1:53.873	1:52.963	1:53.223	1:53.617	1:53.508	1:54.359
4	Broc PEARSON (QLD)	1:58.843	1:53.455	1:53.715	1:54.066	1:54.265	1:53.436	1:52.993	1:53.590	1:53.688	1:53.436
10	Travis WYMAN (USA)	2:01.797	1:55.420	1:56.421	1:55.876	1:56.351	1:55.930	1:55.541	1:55.379	1:55.456	1:56.278
12	Matt WALTERS (NSW)	2:01.492	1:55.409	1:56.420	2:06.029	1:56.757	1:56.349	1:57.496	1:56.601	1:56.934	2:02.296
13	Anthony WEST (QLD)	1:59.520	1:52.909	1:53.015	1:52.499	1:52.432	1:52.240	1:52.057	1:52.360	1:52.675	1:52.489
14	Glenn ALLERTON (NSW)	1:55.630	1:52.048	1:51.757	1:52.135	1:51.727	1:52.002	1:51.874	1:51.532	1:52.317	1:51.596
17	Troy HERFOSS (QLD)	1:55.811	1:51.628	1:51.630	1:51.439	1:52.430	1:52.017	1:51.879	1:51.659	1:51.844	1:51.765
21	Josh WATERS (VIC)	1:56.576	1:51.482	1:51.562	1:51.843	1:51.729	1:53.038	1:51.991	1:51.791	1:51.783	1:51.505
23	Marcel SHROETTER (GER)	1:58.499	1:52.517	1:52.869	1:52.702	1:53.328	1:53.422	1:53.516	1:53.519	1:53.708	1:54.392
25	Daniel FALZON (SA)	1:57.947	1:52.534	1:52.461	1:52.474	1:52.788	1:52.480	1:52.358	1:53.242	1:54.414	1:52.982
27	Max STAUFFER (NSW)	1:59.378	1:53.169	1:53.668	1:52.967	1:54.003	1:53.455	1:53.469	1:54.025	1:54.271	1:53.453
33	Sloan FROST (NZ)	2:04.912	1:57.699	1:57.835	1:58.850	1:58.633	1:58.477	1:58.341	1:58.759	1:59.238	1:59.239
43	Jack MILLER (QLD)	2:20.395									
46	Mike JONES (QLD)	1:56.010	1:51.809	1:52.147	1:51.856	1:52.516	1:52.523	1:52.459	1:52.269	1:52.433	1:53.346
51	Chandler COOPER (VIC)	2:04.162	1:57.531	1:57.785	1:56.808	1:57.066	1:57.924	1:57.389	1:57.525	1:57.043	1:57.158
60	Ben BURKE (NSW)	2:00.573	1:53.931	1:54.367	1:54.209	1:54.486	1:54.975	1:54.757	1:55.542	1:55.355	1:55.596
61	Arthur SISIS (SA)	1:55.289	1:51.476	1:51.590	1:51.812	1:52.113	1:53.520	1:52.122	1:52.427	1:52.263	1:52.185
62	Brendan McINTYRE (NSW)	2:03.192	1:57.161	1:57.329	1:57.807	1:57.496	1:58.462	1:57.375	1:56.832	1:56.922	1:57.528
64	Michael KEMP (SA)	2:05.523	2:04.637	1:58.918	1:58.644	1:58.358	1:59.045	1:59.161	1:58.875	1:58.875	1:58.026
65	Cru HALLIDAY (NSW)	1:56.450	1:51.848	1:51.968	1:53.020	1:52.964	1:52.906	1:53.326	1:53.794	1:54.243	1:52.813
66	Joel KELSO (NT)	1:59.958	1:53.122	1:53.310	1:53.339	1:53.074	1:52.641	1:52.704	1:53.150	1:53.305	1:53.899
67	Bryan STARING (WA)	2:39.948	1:55.536	1:55.259							
72	Paris HARDWICK (NSW)	2:07.877	1:57.973	1:58.360	1:58.657	1:58.537	2:16.985				
78	Nathan SPITERI (VIC)	2:06.126	1:58.454	1:58.008	1:58.955	1:58.768	1:58.988	1:59.574	1:59.987	2:00.006	2:00.450
81	Senna AGIUS (NSW)	2:06.989									
86	Beau BEATON (NSW)	2:02.097	1:55.778	1:56.136	1:55.835	1:56.292	1:56.110	1:55.701	1:56.005	1:56.138	1:58.289

*** FIRST RACE START RED FLAGGED AFTER CRASH AT TURN 1 OF LAP 2 INVOLVING No. 9 (B. McCONNELL) and No. 67 (B. STARING). FULL RACE RE-START BUT LENGTH REDUCED TO 10 LAPS ***

The results are provisional until the end of the time limit for protests and appeals.

Chief Timekeeper - Scott Lang

Race Director - Tom Williams



www.computime.com.au
 COMPUTIME RACE TIMING SYSTEMS PTY LTD



2022

Round 7 : November 25 - 27

The Bend Motorsports Park



ASBK.COM.AU f t i y

ALPINESTARS SUPERBIKE CHAMPIONSHIP

Race 1

Date: 27/11/22
 Event: R10
 Weather: Partly cloudy - Temp: 19.3C
 Track: Dry - Temp: 30.9C

Started at: 11:22:55
 Laps: 10
 Starters: 27
 Posted at: 11:51

PROVISIONAL SPLIT TIMES

Lap	Split 1	Split 2	Split 3	Split 4	Lap Time	Spd	Lap	Split 1	Split 2	Split 3	Split 4	Lap Time	Spd
1 Wayne MAXWELL (VIC) (2nd)							5	25.017	32.473	29.526	29.335	1:56.351	284
1	29.440	31.501	28.181	28.060	1:57.182	247	6	24.925	32.576	29.118	29.311	1:55.930	286
2	23.800	31.069	28.166	28.208	1:51.243	303	7	24.864	32.197	29.193	29.287	1:55.541	287
3	23.894	31.104	28.075	28.274	1:51.347	303	8	24.969	32.108	29.004	29.298	1:55.379	286
4	23.969	30.975	28.365	28.198	1:51.507	302	9	24.762	32.384	29.071	29.239	1:55.456	288
5	23.883	30.987	28.348	28.273	1:51.491	301	10	24.974	32.612	29.319	29.373	1:56.278	286
6	24.174	31.371	28.170	28.170	1:51.885	300	12 Matt WALTERS (NSW) (20th)						
7	23.914	31.361	28.335	28.124	1:51.734	299	1	30.325	32.693	29.245	29.229	2:01.492	252
8	23.953	31.385	28.344	28.251	1:51.933	299	2	24.987	32.128	29.302	28.992	1:55.409	291
9	24.456	31.411	28.384	28.273	1:52.524	299	3	25.059	32.374	29.540	29.447	1:56.420	287
10	23.858	31.118	28.316	28.292	1:51.584	303	4	33.544	32.946	29.662	29.877	2:06.029	293
3 Jed METCHER (VIC) (12th)							5	25.225	32.526	29.474	29.532	1:56.757	288
1	29.009	31.675	28.679	28.325	1:57.688	245	6	25.397	32.267	29.376	29.309	1:56.349	289
2	24.125	31.512	28.948	28.506	1:53.091	290	7	25.864	32.626	29.695	29.311	1:57.496	292
3	24.188	31.620	28.554	28.898	1:53.260	291	8	24.959	32.356	29.543	29.743	1:56.601	290
4	24.124	31.612	28.632	28.566	1:52.934	298	9	25.025	32.631	29.678	29.600	1:56.934	294
5	24.378	31.700	28.864	28.931	1:53.873	288	10	29.896	33.068	29.374	29.958	2:02.296	295
6	24.193	31.668	28.557	28.545	1:52.963	291	13 Anthony WEST (QLD) (7th)						
7	24.304	31.523	28.821	28.575	1:53.223	292	1	30.077	32.237	28.821	28.385	1:59.520	249
8	24.317	31.808	28.766	28.726	1:53.617	290	2	24.133	31.491	28.654	28.631	1:52.909	298
9	24.242	31.800	28.752	28.714	1:53.508	291	3	24.512	31.688	28.410	28.405	1:53.015	291
10	24.419	31.817	28.957	29.166	1:54.359	293	4	24.245	31.343	28.450	28.461	1:52.499	293
4 Broc PEARSON (QLD) (13th)							5	24.409	31.283	28.400	28.340	1:52.432	289
1	29.684	32.234	28.594	28.331	1:58.843	253	6	24.283	31.143	28.583	28.231	1:52.240	293
2	24.318	31.782	28.730	28.625	1:53.455	298	7	24.357	31.176	28.259	28.265	1:52.057	290
3	24.400	31.877	28.788	28.650	1:53.715	294	8	24.305	31.362	28.419	28.274	1:52.360	290
4	24.286	32.271	28.945	28.564	1:54.066	297	9	24.187	31.510	28.620	28.358	1:52.675	292
5	24.308	32.799	28.677	28.481	1:54.265	295	10	24.285	31.298	28.423	28.483	1:52.489	291
6	24.198	32.108	28.512	28.618	1:53.436	294	14 Glenn ALLERTON (NSW) (3rd)						
7	24.088	31.990	28.449	28.466	1:52.993	296	1	27.672	31.539	28.298	28.121	1:55.630	245
8	24.207	32.064	28.589	28.730	1:53.590	293	2	24.019	31.308	28.272	28.449	1:52.048	295
9	24.133	32.278	28.608	28.669	1:53.688	296	3	24.006	31.140	28.333	28.278	1:51.757	298
10	24.025	32.209	28.652	28.550	1:53.436	297	4	24.083	31.322	28.491	28.239	1:52.135	300
10 Travis WYMAN (USA) (16th)							5	24.115	31.143	28.149	28.320	1:51.727	303
1	30.450	32.795	29.258	29.294	2:01.797	249	6	24.100	31.696	28.059	28.147	1:52.002	296
2	24.938	32.215	29.204	29.063	1:55.420	289	7	24.319	31.214	28.217	28.124	1:51.874	302
3	24.929	32.649	29.405	29.438	1:56.421	289	8	23.929	31.214	28.141	28.248	1:51.532	300
4	24.772	32.398	29.271	29.435	1:55.876	291	9	24.225	31.426	28.435	28.231	1:52.317	311

Scott Lang
 Chief Timekeeper - Scott Lang

Tom Williams
 Race Director - Tom Williams



2022

Round 7 : November 25 - 27

The Bend Motorsports Park



ASBK.COM.AU f t i y

ALPINESTARS SUPERBIKE CHAMPIONSHIP

Race 1

Date: 27/11/22
 Event: R10
 Weather: Partly cloudy - Temp: 19.3C
 Track: Dry - Temp: 30.9C

Started at: 11:22:55
 Laps: 10
 Starters: 27
 Posted at: 11:51

PROVISIONAL SPLIT TIMES

Lap	Split 1	Split 2	Split 3	Split 4	Lap Time	Spd	Lap	Split 1	Split 2	Split 3	Split 4	Lap Time	Spd
10	23.924	31.359	28.148	28.165	1:51.596	299	3	24.147	31.532	28.518	28.264	1:52.461	293
							4	24.066	31.497	28.587	28.324	1:52.474	295
17 Troy HERFOSS (QLD) (1st)							5	24.222	31.466	28.688	28.412	1:52.788	290
1	28.029	31.375	28.275	28.132	1:55.811	248	6	24.089	31.549	28.527	28.315	1:52.480	292
2	23.908	31.392	28.304	28.024	1:51.628	300	7	24.186	31.462	28.386	28.324	1:52.358	293
3	24.013	31.120	28.394	28.103	1:51.630	296	8	24.307	31.717	28.550	28.668	1:53.242	293
4	23.995	31.151	28.161	28.132	1:51.439	298	9	24.726	31.966	28.949	28.773	1:54.414	290
5	23.966	31.479	28.324	28.661	1:52.430	294	10	24.274	31.690	28.532	28.486	1:52.982	303
6	24.207	31.603	28.088	28.119	1:52.017	300							
7	24.328	31.288	28.213	28.050	1:51.879	302	27 Max STAUFFER (NSW) (14th)						
8	23.857	31.289	28.243	28.270	1:51.659	299	1	29.635	32.476	28.641	28.626	1:59.378	251
9	24.109	31.384	28.196	28.155	1:51.844	302	2	24.191	31.965	28.627	28.386	1:53.169	298
10	23.895	31.377	28.190	28.303	1:51.765	300	3	24.525	31.849	28.617	28.677	1:53.668	293
							4	23.923	31.732	28.820	28.492	1:52.967	304
21 Josh WATERS (VIC) (4th)							5	24.393	31.801	28.983	28.826	1:54.003	293
1	28.800	31.581	28.203	27.992	1:56.576	245	6	24.353	31.819	28.694	28.589	1:53.455	297
2	23.774	31.133	28.458	28.117	1:51.482	303	7	24.385	31.862	28.718	28.504	1:53.469	295
3	24.157	31.013	28.083	28.309	1:51.562	294	8	24.373	32.115	28.809	28.728	1:54.025	291
4	23.740	31.221	28.360	28.522	1:51.843	309	9	24.230	32.577	28.679	28.785	1:54.271	293
5	23.947	31.114	28.310	28.358	1:51.729	307	10	24.096	31.985	28.655	28.717	1:53.453	302
6	24.124	32.134	28.403	28.377	1:53.038	309							
7	24.006	31.312	28.315	28.358	1:51.991	303	33 Sloan FROST (NZ) (21th)						
8	23.949	31.349	28.297	28.196	1:51.791	304	1	31.432	34.006	29.842	29.632	2:04.912	245
9	23.831	31.278	28.404	28.270	1:51.783	304	2	25.187	33.053	29.744	29.715	1:57.699	290
10	23.854	31.226	28.263	28.162	1:51.505	304	3	25.290	32.999	29.847	29.699	1:57.835	290
							4	25.695	33.433	29.738	29.984	1:58.850	292
23 Marcel SHROETTER (GER) (10th)							5	25.747	33.312	29.740	29.834	1:58.633	286
1	29.425	32.102	28.601	28.371	1:58.499	247	6	25.596	33.479	29.692	29.710	1:58.477	284
2	24.378	31.334	28.459	28.346	1:52.517	299	7	25.418	33.304	29.814	29.805	1:58.341	288
3	24.198	31.560	28.613	28.498	1:52.869	299	8	25.346	33.305	29.891	30.217	1:58.759	286
4	24.115	31.492	28.707	28.388	1:52.702	298	9	25.460	33.664	29.932	30.182	1:59.238	285
5	24.357	31.556	28.863	28.552	1:53.328	293	10	25.558	33.425	29.956	30.300	1:59.239	288
6	24.353	31.463	29.001	28.605	1:53.422	293							
7	24.378	31.793	28.804	28.541	1:53.516	294	43 Jack MILLER (QLD) (DNF)						
8	24.425	31.777	28.731	28.586	1:53.519	293	1	28.426	38.459	33.869	39.641	2:20.395 P	241
9	24.345	31.812	28.801	28.750	1:53.708	293							
10	24.561	32.029	28.882	28.920	1:54.392	296	46 Mike JONES (QLD) (6th)						
							1	28.240	31.302	28.343	28.125	1:56.010	241
25 Daniel FALZON (SA) (9th)							2	23.990	31.251	28.424	28.144	1:51.809	303
1	29.197	32.002	28.569	28.179	1:57.947	245	3	24.239	31.510	28.213	28.185	1:52.147	303
2	24.194	31.517	28.419	28.404	1:52.534	298	4	24.063	31.176	28.384	28.233	1:51.856	299

Scott Lang
 Chief Timekeeper - Scott Lang

Tom Williams
 Race Director - Tom Williams



2022

Round 7 : November 25 - 27

The Bend Motorsports Park



ASBK.COM.AU f t i y

ALPINESTARS SUPERBIKE CHAMPIONSHIP

Race 1

Date: 27/11/22
 Event: R10
 Weather: Partly cloudy - Temp: 19.3C
 Track: Dry - Temp: 30.9C

Started at: 11:22:55
 Laps: 10
 Starters: 27
 Posted at: 11:51

PROVISIONAL SPLIT TIMES

Lap	Split 1	Split 2	Split 3	Split 4	Lap Time	Spd	Lap	Split 1	Split 2	Split 3	Split 4	Lap Time	Spd
5	24.150	31.505	28.482	28.379	1:52.516	297	10	24.027	31.667	28.294	28.197	1:52.185	303
6	24.233	31.407	28.527	28.356	1:52.523	299							
7	24.237	31.456	28.466	28.300	1:52.459	298							
8	24.175	31.443	28.383	28.268	1:52.269	298							
9	24.204	31.556	28.357	28.316	1:52.433	298							
10	24.241	31.728	28.494	28.883	1:53.346	300							
51 Chandler COOPER (VIC) (19th)													
1	30.963	33.513	29.916	29.770	2:04.162	258							
2	25.146	32.944	29.631	29.810	1:57.531	295							
3	25.204	32.988	29.850	29.743	1:57.785	294							
4	24.975	32.655	29.695	29.483	1:56.808	297							
5	25.134	32.960	29.545	29.427	1:57.066	294							
6	25.243	33.214	29.931	29.536	1:57.924	293							
7	25.055	33.098	29.745	29.491	1:57.389	293							
8	25.163	33.033	29.772	29.557	1:57.525	290							
9	24.994	32.826	29.721	29.502	1:57.043	297							
10	24.963	32.806	29.777	29.612	1:57.158	297							
60 Ben BURKE (NSW) (15th)													
1	29.833	32.407	29.350	28.983	2:00.573	246							
2	24.545	31.588	29.137	28.661	1:53.931	293							
3	24.553	31.825	29.133	28.856	1:54.367	292							
4	24.386	31.895	29.233	28.695	1:54.209	294							
5	24.679	31.801	29.339	28.667	1:54.486	290							
6	24.784	32.129	29.211	28.851	1:54.975	291							
7	24.912	31.992	29.179	28.674	1:54.757	291							
8	24.728	32.230	29.693	28.891	1:55.542	290							
9	24.747	32.398	29.181	29.029	1:55.355	293							
10	24.789	32.382	29.364	29.061	1:55.596	292							
61 Arthur SISIS (SA) (5th)													
1	27.543	31.465	28.198	28.083	1:55.289	246							
2	23.949	31.242	28.150	28.135	1:51.476	296							
3	24.038	31.306	28.183	28.063	1:51.590	296							
4	24.013	31.398	28.270	28.131	1:51.812	300							
5	24.074	31.572	28.332	28.135	1:52.113	295							
6	24.758	32.283	28.377	28.102	1:53.520	298							
7	24.080	31.507	28.308	28.227	1:52.122	303							
8	24.034	31.747	28.405	28.241	1:52.427	303							
9	23.997	31.638	28.354	28.274	1:52.263	304							
62 Brendan McINTYRE (NSW) (18th)													
							1	30.770	33.506	29.674	29.242	2:03.192	251
							2	25.026	32.905	29.759	29.471	1:57.161	286
							3	25.192	32.954	29.713	29.470	1:57.329	281
							4	25.317	33.114	29.807	29.569	1:57.807	283
							5	25.501	32.847	29.545	29.603	1:57.496	280
							6	25.408	33.364	30.167	29.523	1:58.462	281
							7	25.276	33.047	29.599	29.453	1:57.375	287
							8	25.084	32.676	29.498	29.574	1:56.832	285
							9	25.045	32.952	29.572	29.353	1:56.922	281
							10	25.250	32.911	29.691	29.676	1:57.528	281
64 Michael KEMP (SA) (23th)													
							1	31.647	34.089	30.013	29.774	2:05.523	243
							2	30.548	32.927	30.323	30.839	2:04.637	290
							3	26.036	32.918	30.082	29.882	1:58.918	269
							4	25.786	32.949	30.116	29.793	1:58.644	283
							5	25.536	32.891	30.120	29.811	1:58.358	282
							6	25.814	33.007	30.041	30.183	1:59.045	282
							7	25.630	33.156	30.427	29.948	1:59.161	278
							8	25.720	33.181	30.244	29.730	1:58.875	281
							9	25.642	33.231	29.995	30.007	1:58.875	284
							10	25.388	32.940	29.909	29.789	1:58.026	285
65 Cru HALLIDAY (NSW) (8th)													
							1	28.562	31.495	28.177	28.216	1:56.450	237
							2	24.213	31.213	28.219	28.203	1:51.848	298
							3	24.561	31.086	28.160	28.161	1:51.968	298
							4	25.233	31.152	28.335	28.300	1:53.020	303
							5	24.280	31.425	28.658	28.601	1:52.964	294
							6	24.284	31.542	28.598	28.482	1:52.906	293
							7	24.433	31.673	28.681	28.539	1:53.326	295
							8	24.487	31.700	28.798	28.809	1:53.794	293
							9	24.478	31.908	28.991	28.866	1:54.243	292
							10	24.254	31.758	28.311	28.490	1:52.813	298
66 Joel KELSO (NT) (11th)													
							1	29.975	32.530	28.938	28.515	1:59.958	252
							2	24.198	31.678	28.618	28.628	1:53.122	307

Scott Lang
 Chief Timekeeper - Scott Lang

Tom Williams
 Race Director - Tom Williams



2022**Round 7 : November 25 - 27****The Bend Motorsports Park**

ASBK.COM.AU f t i y

ALPINESTARS SUPERBIKE CHAMPIONSHIP**Race 1**
 Date: 27/11/22
 Event: R10
 Weather: Partly cloudy - Temp: 19.3C
 Track: Dry - Temp: 30.9C

 Started at: 11:22:55
 Laps: 10
 Starters: 27
 Posted at: 11:51
PROVISIONAL SPLIT TIMES

Lap	Split 1	Split 2	Split 3	Split 4	Lap Time	Spd	Lap	Split 1	Split 2	Split 3	Split 4	Lap Time	Spd
3	24.282	31.741	28.723	28.564	1:53.310	303	3	25.634	32.823	29.652	29.899	1:58.008	270
4	24.179	32.094	28.611	28.455	1:53.339	293	4	25.529	33.266	30.080	30.080	1:58.955	278
5	24.167	31.674	28.604	28.629	1:53.074	301	5	25.806	33.347	29.911	29.704	1:58.768	276
6	24.134	31.391	28.519	28.597	1:52.641	300	6	25.777	33.226	29.970	30.015	1:58.988	278
7	24.179	31.439	28.554	28.532	1:52.704	301	7	25.726	33.591	30.271	29.986	1:59.574	276
8	24.183	31.568	28.659	28.740	1:53.150	301	8	25.994	33.517	30.153	30.323	1:59.987	271
9	24.208	31.660	28.729	28.708	1:53.305	303	9	25.835	33.531	30.327	30.313	2:00.006	271
10	24.344	31.927	28.860	28.768	1:53.899	304	10	25.975	33.863	30.174	30.438	2:00.450	274
67 Bryan STARING (WA) (DNF)							81 Senna AGIUS (NSW) (DNF)						
1	1:07.183	32.912	29.611	30.242	2:39.948	179	1	30.264	32.396	29.094	35.235	2:06.989 P	248
2	24.916	32.384	29.260	28.976	1:55.536	292	86 Beau BEATON (NSW) (17th)						
3	24.587	32.272	29.252	29.148	1:55.259	294	1	30.515	33.260	29.072	29.250	2:02.097	251
72 Paris HARDWICK (NSW) (DNF)							2	24.907	32.281	29.290	29.300	1:55.778	281
1	34.040	33.421	30.259	30.157	2:07.877	231	3	24.687	32.473	29.395	29.581	1:56.136	290
2	25.517	32.870	29.849	29.737	1:57.973	283	4	24.852	32.387	29.154	29.442	1:55.835	292
3	25.624	33.007	30.008	29.721	1:58.360	286	5	25.079	32.448	29.400	29.365	1:56.292	290
4	25.380	33.250	29.980	30.047	1:58.657	287	6	24.918	32.533	29.135	29.524	1:56.110	284
5	25.451	33.365	29.900	29.821	1:58.537	282	7	24.694	32.372	29.287	29.348	1:55.701	291
6	25.499	33.387	31.810	46.289	2:16.985 P	284	8	24.826	32.333	29.380	29.466	1:56.005	290
78 Nathan SPITERI (VIC) (22th)							9	24.826	32.435	29.341	29.536	1:56.138	290
1	32.759	33.651	29.869	29.847	2:06.126	248	10	25.363	33.114	29.833	29.979	1:58.289	286
2	25.593	33.237	29.801	29.823	1:58.454	283							

*** FIRST RACE START RED FLAGGED AFTER CRASH AT TURN 1 OF LAP 2 INVOLVING No. 9 (B. McCONNELL) and No. 67 (B. STARING). FULL RACE RE-START BUT LENGTH REDUCED TO 10 LAPS ***

The results are provisional until the end of the time limit for protests and appeals.

Chief Timekeeper - Scott Lang

Race Director - Tom Williams


 www.computime.com.au
 COMPUTIME RACE TIMING SYSTEMS PTY LTD


2022

Round 7 : November 25 - 27

The Bend Motorsports Park



ASBK.COM.AU f t i y

ALPINESTARS SUPERBIKE CHAMPIONSHIP

Race 1

Date: 27/11/22
Event: R10
Weather: Partly cloudy - Temp: 19.3C
Track: Dry - Temp: 30.9C

Started at: 11:22:55
Laps: 10
Starters: 27
Posted at: 11:51

PROVISIONAL FASTEST LAPS SEQUENCE

Lap	Race Pos	No	Name	Machine	Fastest Lap	On Lap
2	1	61	Arthur SISSIS (SA)	Yamaha YZF-R1	1:51.476	2
2	7	1	Wayne MAXWELL (VIC)	Ducati V4R	1:51.243	2

*** FIRST RACE START RED FLAGGED AFTER CRASH AT TURN 1 OF LAP 2 INVOLVING No. 9 (B. McCONNELL) and No. 67 (B. STARING). FULL RACE RE-START BUT LENGTH REDUCED TO 10 LAPS ***

The results are provisional until the end of the time limit for protests and appeals.

Scott Lang
.....
Chief Timekeeper - Scott Lang

Tom Williams
.....
Race Director - Tom Williams



www.computime.com.au
COMPUTIME RACE TIMING SYSTEMS PTY LTD



2022

Round 7 : November 25 - 27

The Bend Motorsports Park



ASBK.COM.AU f t i y

ALPINESTARS SUPERBIKE CHAMPIONSHIP

Race 1

Date: 27/11/22
Event: R10
Weather: Partly cloudy - Temp: 19.3C
Track: Dry - Temp: 30.9C

Started at: 11:22:55
Laps: 10
Starters: 27
Posted at: 11:51

PROVISIONAL LAP SHEET

Table with columns: No, Lap Time, Gap. Rows for Lap 1, Lap 2, Lap 3, Lap 4, Lap 5, Lap 6.

Handwritten signature of Scott Lang

Chief Timekeeper - Scott Lang

Handwritten signature of Tom Williams

Race Director - Tom Williams



www.computime.com.au
COMPUTIME RACE TIMING SYSTEMS PTY LTD



2022**Round 7 : November 25 - 27****The Bend Motorsports Park**
ASBK.COM.AU f t i y
ALPINESTARS SUPERBIKE CHAMPIONSHIP**Race 1**
 Date: 27/11/22
 Event: R10
 Weather: Partly cloudy - Temp: 19.3C
 Track: Dry - Temp: 30.9C

 Started at: 11:22:55
 Laps: 10
 Starters: 27
 Posted at: 11:51
PROVISIONAL LAP SHEET

No	Lap Time	Gap	No	Lap Time	Gap	No	Lap Time	Gap	No	Lap Time	Gap
4	1:53.436	13.125	51	1:57.389	42.276	64	1:58.875	1:04.83	14	1:51.596	.516
60	1:54.975	17.886	62	1:57.375	42.433				21	1:51.505	1.198
10	1:55.930	27.140	12	1:57.496	43.563	Lap 9			61	1:52.185	2.695
86	1:56.110	27.593	33	1:58.341	48.358	17	1:51.844		46	1:53.346	5.266
51	1:57.924	36.621	78	1:59.574	52.484	1	1:52.524	.509	13	1:52.489	10.094
62	1:58.462	36.792	64	1:59.161	57.897	14	1:52.317	.685	65	1:52.813	11.230
12	1:56.349	37.801				21	1:51.783	1.458	25	1:52.982	11.578
33	1:58.477	41.751	Lap 8			61	1:52.263	2.275	23	1:54.392	16.370
78	1:58.988	44.644	1	1:51.933		46	1:52.433	3.685	66	1:53.899	16.400
64	1:59.045	50.470	17	1:51.659	.171	13	1:52.675	9.370	3	1:54.359	16.414
72	2:16.985	1:03.73	14	1:51.532	.383	65	1:54.243	10.182	4	1:53.436	19.385
			21	1:51.791	1.690	25	1:54.414	10.361	27	1:53.453	19.756
Lap 7			61	1:52.427	2.027	23	1:53.708	13.743	60	1:55.596	31.689
1	1:51.734		46	1:52.269	3.267	3	1:53.508	13.820	10	1:56.278	42.347
17	1:51.879	.445	65	1:53.794	7.954	66	1:53.305	14.266	86	1:58.289	46.279
14	1:51.874	.784	25	1:53.242	7.962	4	1:53.688	17.714	62	1:57.528	58.002
61	1:52.122	1.533	13	1:52.360	8.710	27	1:54.271	18.068	51	1:57.158	58.289
21	1:51.991	1.832	23	1:53.519	12.050	60	1:55.355	27.858	12	2:02.296	1:03.68
46	1:52.459	2.931	3	1:53.617	12.327	10	1:55.456	37.834	33	1:59.239	1:09.88
65	1:53.326	6.093	66	1:53.150	12.976	86	1:56.138	39.755	78	2:00.450	1:17.21
25	1:52.358	6.653	27	1:54.025	15.812	62	1:56.922	52.239	64	1:58.026	1:17.96
13	1:52.057	8.283	4	1:53.590	16.041	51	1:57.043	52.896			
23	1:53.516	10.464	60	1:55.542	24.518	12	1:56.934	53.150			
3	1:53.223	10.643	10	1:55.379	34.393	33	1:59.238	1:02.40			
66	1:52.704	11.759	86	1:56.005	35.632	78	2:00.006	1:08.52			
27	1:53.469	13.720	62	1:56.832	47.332	64	1:58.875	1:11.69			
4	1:52.993	14.384	51	1:57.525	47.868						
60	1:54.757	20.909	12	1:56.601	48.231	Lap 10					
10	1:55.541	30.947	33	1:58.759	55.184	17	1:51.765				
86	1:55.701	31.560	78	1:59.987	1:00.53	1	1:51.584	.328			

*** FIRST RACE START RED FLAGGED AFTER CRASH AT TURN 1 OF LAP 2 INVOLVING No. 9 (B. McCONNELL) and No. 67 (B. STARING). FULL RACE RE-START BUT LENGTH REDUCED TO 10 LAPS ***

The results are provisional until the end of the time limit for protests and appeals.

Chief Timekeeper - Scott Lang

Race Director - Tom Williams


www.computime.com.au
COMPUTIME RACE TIMING SYSTEMS PTY LTD


2022

Round 7 : November 25 - 27

The Bend Motorsports Park



ASBK.COM.AU f t i y

ALPINESTARS SUPERBIKE CHAMPIONSHIP

Race 1

Date: 27/11/22
 Event: R10
 Weather: Partly cloudy - Temp: 19.3C
 Track: Dry - Temp: 30.9C

Started at: 11:22:55
 Laps: 10
 Starters: 27
 Posted at: 11:51

PROVISIONAL LAP CHART

Name	Grid	1	2	3	4	5	6	7	8	9	10	Name
M. JONES	46	61	31	31	31	31	1	1	1	17	17	T. HERFOSS
J. MILLER	43	14	17	17	17	1	17	17	17	1	1	W. MAXWELL
C. HALLIDAY	65	17	14	14	1	17	14	14	14	14	14	G. ALLERTON
G. ALLERTON	14	46	46	21	21	21	61	61	21	21	21	J. WATERS
A. SISSIS	61	65	21	1	14	14	21	21	61	61	61	A. SISSIS
J. WATERS	21	21	65	46	46	46	46	46	46	46	46	M. JONES
S. AGIUS	81	1	1	65	65	65	65	65	65	13	13	A. WEST
T. HERFOSS	17	3	25	25	25	25	25	25	25	65	65	C. HALLIDAY
B. McCONNELL	9	25	3	23	23	23	13	13	13	25	25	D. FALZON
D. FALZON	25	23	23	3	3	13	23	23	23	23	23	M. SHROETTER
J. METCHER	3	4	4	13	13	3	3	3	3	3	3	J. KELSO
W. MAXWELL	1	27	13	4	27	66	66	66	66	66	66	J. METCHER
B. STARING	67	13	27	27	66	27	27	27	27	4	4	B. PEARSON
M. SHROETTER	23	66	66	66	4	4	4	4	4	27	27	M. STAUFFER
J. KELSO	66	60	60	60	60	60	60	60	60	60	60	B. BURKE
B. PEARSON	4	12	12	12	10	10	10	10	10	10	10	T. WYMAN
M. STAUFFER	27	10	10	10	86	86	86	86	86	86	86	B. BEATON
A. WEST	13	86	86	86	62	62	51	51	62	62	62	B. McINTYRE
B. BURKE	60	62	62	62	51	51	62	62	51	51	51	C. COOPER
B. BEATON	86	51	51	51	33	12	12	12	12	12	12	M. WALTERS
M. WALTERS	12	33	33	33	12	33	33	33	33	33	33	S. FROST
T. WYMAN	10	64	78	78	78	78	78	78	78	78	78	N. SPITERI
B. McINTYRE	62	78	72	72	72	72	64	64	64	64	64	M. KEMP
M. KEMP	64	81	64	64	64	64	72					P. HARDWICK
P. HARDWICK	72	72	67	67								B. STARING
N. SPITERI	78	43										J. MILLER
S. FROST	33	67										
C. COOPER	51											

*** FIRST RACE START RED FLAGGED AFTER CRASH AT TURN 1 OF LAP 2 INVOLVING No. 9 (B. McCONNELL) and No. 67 (B. STARING). FULL RACE RE-START BUT LENGTH REDUCED TO 10 LAPS ***

The results are provisional until the end of the time limit for protests and appeals.

Scott Lang
 Chief Timekeeper - Scott Lang

Tom Williams
 Race Director - Tom Williams



www.computime.com.au
 COMPUTIME RACE TIMING SYSTEMS PTY LTD



2022

Round 7 : November 25 - 27

The Bend Motorsports Park



ASBK.COM.AU f t i y

ALPINESTARS SUPERBIKE CHAMPIONSHIP

Race 1

Date: 27/11/22
 Event: R10
 Weather: Partly cloudy - Temp: 19.3C
 Track: Dry - Temp: 30.9C

Started at: 11:22:55
 Laps: 10
 Starters: 27
 Posted at: 11:51

PROVISIONAL BEST PARTIAL TIMES

Pos	Split 1		Split 2		Split 3		Split 4		LAP		Ideal	Fastest
	Name	Time	Name	Time	Name	Time	Name	Time	Name	Time		
1	J. WATERS	23.740	W. MAXWELL	30.975	G. ALLERTON	28.059	T. HERFOSS	28.024	J. WATERS	1:50.953	1:51.482	
2	W. MAXWELL	23.800	J. WATERS	31.013	W. MAXWELL	28.075	A. SISSIS	28.063	W. MAXWELL	1:50.974	1:51.243	
3	T. HERFOSS	23.857	C. HALLIDAY	31.086	J. WATERS	28.083	J. WATERS	28.117	T. HERFOSS	1:51.089	1:51.439	
4	M. STAUFFER	23.923	T. HERFOSS	31.120	T. HERFOSS	28.088	G. ALLERTON	28.124	G. ALLERTON	1:51.247	1:51.532	
5	G. ALLERTON	23.924	G. ALLERTON	31.140	A. SISSIS	28.150	W. MAXWELL	28.124	A. SISSIS	1:51.404	1:51.476	
6	A. SISSIS	23.949	A. WEST	31.143	C. HALLIDAY	28.160	M. JONES	28.144	M. JONES	1:51.523	1:51.809	
7	M. JONES	23.990	M. JONES	31.176	M. JONES	28.213	C. HALLIDAY	28.161	C. HALLIDAY	1:51.620	1:51.848	
8	B. PEARSON	24.025	A. SISSIS	31.242	A. WEST	28.259	A. WEST	28.231	A. WEST	1:51.766	1:52.057	
9	D. FALZON	24.066	M. SHROETTE	31.334	D. FALZON	28.386	D. FALZON	28.264	D. FALZON	1:52.178	1:52.358	
10	M. SHROETTE	24.115	J. KELSO	31.391	B. PEARSON	28.449	M. SHROETTE	28.346	M. SHROETTE	1:52.254	1:52.517	
11	J. METCHER	24.124	D. FALZON	31.462	M. SHROETTE	28.459	M. STAUFFER	28.386	J. KELSO	1:52.499	1:52.641	
12	A. WEST	24.133	J. METCHER	31.512	J. KELSO	28.519	J. KELSO	28.455	M. STAUFFER	1:52.658	1:52.967	
13	J. KELSO	24.134	B. BURKE	31.588	J. METCHER	28.554	B. PEARSON	28.466	J. METCHER	1:52.696	1:52.934	
14	C. HALLIDAY	24.213	M. STAUFFER	31.732	M. STAUFFER	28.617	J. METCHER	28.506	B. PEARSON	1:52.722	1:52.993	
15	B. BURKE	24.386	B. PEARSON	31.782	T. WYMAN	29.004	B. BURKE	28.661	B. BURKE	1:53.768	1:53.931	
16	B. STARING	24.587	T. WYMAN	32.108	B. BURKE	29.133	B. STARING	28.976	T. WYMAN	1:54.937	1:55.379	
17	B. BEATON	24.687	M. WALTERS	32.128	B. BEATON	29.135	M. WALTERS	28.992	B. STARING	1:55.087	1:55.259	
18	T. WYMAN	24.762	B. STARING	32.272	B. STARING	29.252	T. WYMAN	29.063	M. WALTERS	1:55.381	1:55.409	
19	M. WALTERS	24.959	B. BEATON	32.281	M. WALTERS	29.302	B. BEATON	29.300	B. BEATON	1:55.403	1:55.701	
20	C. COOPER	24.963	C. COOPER	32.655	B. McINTYRE	29.498	B. McINTYRE	29.353	B. McINTYRE	1:56.553	1:56.832	
21	B. McINTYRE	25.026	B. McINTYRE	32.676	C. COOPER	29.545	C. COOPER	29.427	C. COOPER	1:56.590	1:56.808	
22	S. FROST	25.187	N. SPITERI	32.823	N. SPITERI	29.652	S. FROST	29.699	S. FROST	1:57.577	1:57.699	
23	P. HARDWICK	25.380	P. HARDWICK	32.870	S. FROST	29.692	N. SPITERI	29.704	N. SPITERI	1:57.708	1:58.008	
24	M. KEMP	25.388	M. KEMP	32.891	P. HARDWICK	29.849	P. HARDWICK	29.721	P. HARDWICK	1:57.820	1:57.973	
25	N. SPITERI	25.529	S. FROST	32.999	M. KEMP	29.909	M. KEMP	29.730	M. KEMP	1:57.918	1:58.026	

*** FIRST RACE START RED FLAGGED AFTER CRASH AT TURN 1 OF LAP 2 INVOLVING No. 9 (B. McCONNELL) and No. 67 (B. STARING). FULL RACE RE-START BUT LENGTH REDUCED TO 10 LAPS ***

The results are provisional until the end of the time limit for protests and appeals.

Chief Timekeeper - Scott Lang

Race Director - Tom Williams



www.computime.com.au
 COMPUTIME RACE TIMING SYSTEMS PTY LTD



2022**Round 7 : November 25 - 27****The Bend Motorsports Park**


ASBK.COM.AU f t i y

**ALPINESTARS AUSTRALIAN SUPERBIKE CHAMPIONSHIP
PROVISIONAL PROGRESSIVE ROUND POINTS**
AUSTRALIAN SUPERBIKE CHAMPIONSHIP

Pos	No	Name	Rnd 7 Pole	Rnd 7 Race 1	Total
1	17	Troy HERFOSS		25	25
2	1	Wayne MAXWELL		20	20
3	14	Glenn ALLERTON		18	18
4	21	Josh WATERS		17	17
5	61	Arthur SISSIS		16	16
6	46	Mike JONES	1	15	16
7	13	Anthony WEST		14	14
8	65	Cru HALLIDAY		13	13
9	25	Daniel FALZON		12	12
10	23	Marcel SHROETTER		11	11
11	66	Joel KELSO		10	10
12	3	Jed METCHER		9	9
13	4	Broc PEARSON		8	8
14	27	Max STAUFFER		7	7
15	60	Ben BURKE		6	6
16	10	Travis WYMAN		5	5
17	86	Beau BEATON		4	4
18	62	Brendan McINTYRE		3	3
19	51	Chandler COOPER		2	2
20	12	Matt WALTERS		1	1

AUSTRALIAN SUPERBIKE CHAMPIONSHIP - MANUFACTURERS

Pos	No	Name	Rnd 7 Pole	Rnd 7 Race 1	Total
1		Yamaha	1	102	103
2		Ducati		49	49
3		BMW		28	28
4		Honda		27	27
5		Kawasaki		7	7
6		Suzuki		3	3



Chief Timekeeper - Scott Lang



Race Director - Tom Williams



www.computime.com.au
COMPUTIME RACE TIMING SYSTEMS PTY LTD



2022

Round 7 : November 25 - 27

The Bend Motorsports Park




ASBK.COM.AU f t i y

ALPINESTARS AUSTRALIAN SUPERBIKE CHAMPIONSHIP PROVISIONAL PROGRESSIVE CHAMPIONSHIP POINTS

AUSTRALIAN SUPERBIKE CHAMPIONSHIP

Pos	No	Name	Rnd 1 PI	Rnd 2 Qld	Rnd 3 WP	Rnd 4 HV	Rnd 5 MP	Rnd 6 WSBK	Rnd 7 Pole	Rnd 7 Race 1	Total
1	46	Mike JONES	35	51	46	70	40	45	1	15	303
2	1	Wayne MAXWELL	26	38	45	53	51	25		20	258
3	67	Bryan STARING	45	25	32	53	34	60			249
4	17	Troy HERFOSS	18	29	34	55	34	47		25	242
5	14	Glenn ALLERTON	29	32	27	43	29	50		18	228
6	21	Josh WATERS	33	34	27	42		64		17	217
7	61	Arthur SISSIS	26	31	30	44	25	43		16	215
8	65	Cru HALLIDAY	38	16	36	46	25	28		13	202
9	25	Daniel FALZON	31	20	22	38		23		12	146
10	13	Anthony WEST	21	26	23	34	13	9		14	140
11	3	Jed METCHER	20		19		23	40		9	111
12	4	Broc PEARSON	13	18			34	37		8	110
13	27	Max STAUFFER	9	14	15	18	20	19		7	102
14	83	Lachlan EPIS			20	22	24				66
15	37	Michael EDWARDS	3	9	13	19	15				59
16	2	Mark CHIODO	15	22		21					58
17	12	Matt WALTERS	24		8			16		1	49
18	28	Aiden WAGNER	23	24							47
19	86	Beau BEATON	11	16				11		4	42
20	60	Ben BURKE						25		6	31
21	81	Senna AGIUS						28			28
22	35	Ben STRONACH				25					25
23	33	Sloan FROST					17	7			24
24	51	Chandler COOPER	3	12	6					2	23
25	78	Nathan SPITERI				9	13				22
26	52	Paul LALLY				20					20
27	10	Travis WYMAN						13		5	18
28	29	Ted COLLINS						13			13
29	62	Brendan McINTYRE						9		3	12
30	23	Marcel SHROETTER								11	11
31	43a	Alastair HOOGENBOEZEM						11			11
32	60a	Benjamin LOWE					11				11
33	66	Joel KELSO								10	10
34	69	Luke MACDONALD				10					10
35	16a	Luke JHONSTON	7								7
36	72	Paris HARDWICK						7			7
37	9	Billy McCONNELL						7			7
38	75	Trent BINAISSE						6			6
39	22	Corey FORDE	3								3


Chief Timekeeper - Scott Lang


Race Director - Tom Williams



www.computime.com.au
COMPUTIME RACE TIMING SYSTEMS PTY LTD



2022

Round 7 : November 25 - 27

The Bend Motorsports Park



ASBK.COM.AU f t i y

ALPINESTARS AUSTRALIAN SUPERBIKE CHAMPIONSHIP
PROVISIONAL PROGRESSIVE CHAMPIONSHIP POINTS

AUSTRALIAN SUPERBIKE CHAMPIONSHIP - MANUFACTURERS

Pos	No	Name	Rnd 1	Rnd 2	Rnd 3	Rnd 4	Rnd 5	Rnd 6	Rnd 7	Rnd 7	Total
			PI	Qld	WP	HV	MP	WSBK	Pole	Race 1	
1		Yamaha	241	231	204	335	161	251	1	102	1526
2		Ducati	81	79	77	106	130	197		49	719
3		BMW	62	66	74	116	83	57		28	486
4		Honda	24	41	40	55	34	75		27	296
5		Kawasaki	24		8	10		48		7	97
6		Suzuki						15		3	18

Scott Lang

Chief Timekeeper - Scott Lang

Tom Williams

Race Director - Tom Williams



www.computime.com.au
COMPUTIME RACE TIMING SYSTEMS PTY LTD



2022

Round 7 : November 25 - 27

The Bend Motorsports Park



ASBK.COM.AU f t i y

ALPINESTARS SUPERBIKE CHAMPIONSHIP

Race 1

Date: 27/11/22
Event: R10
Weather: Partly cloudy - Temp: 19.3C
Track: Dry - Temp: 30.9C

Started at: 11:22:55
Laps: 10
Starters: 27
Posted at: 11:51

PROVISIONAL RACE INFORMATION

Table with 2 columns: Time and Description. Contains race event details from 10:55:01 to 11:44:12.

*** FIRST RACE START RED FLAGGED AFTER CRASH AT TURN 1 OF LAP 2 INVOLVING No. 9 (B. McCONNELL) and No. 67 (B. STARING). FULL RACE RE-START BUT LENGTH REDUCED TO 10 LAPS ***

The results are provisional until the end of the time limit for protests and appeals.

Handwritten signature of Scott Lang, Chief Timekeeper.

Chief Timekeeper - Scott Lang

Handwritten signature of Tom Williams, Race Director.

Race Director - Tom Williams



www.computime.com.au
COMPUTIME RACE TIMING SYSTEMS PTY LTD

